

FREE PRINTABLE

4-Year-Old Learn-&-Play Pack

Scissor-skills strips, letter & number tracing, a letter hunt, and two first mazes -- ages 4-5.

9 pages · Ages 4-5 · PDF, US Letter

Scissor strips: how to use

Move to the next strip only when the last one is easy.

1. Single snips

One snip per line on the straight strips.

2. Cut on the line

Follow the straight line all the way across.

3. Curves & zigzags

Turn the paper, not your body. Thumbs up on the scissors!

Safety

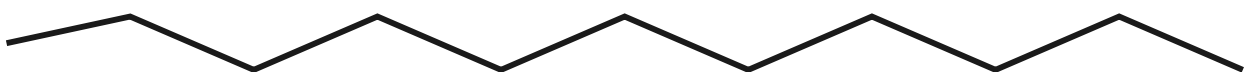

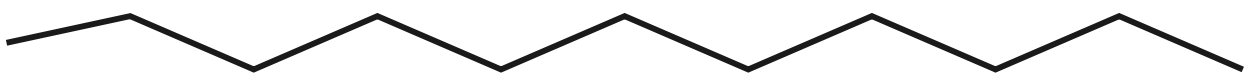
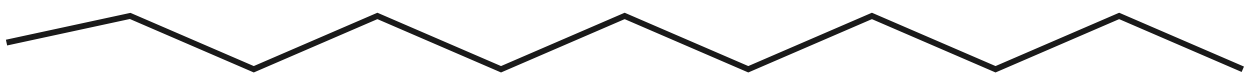
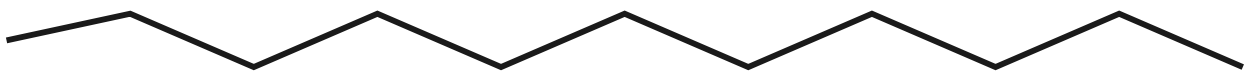
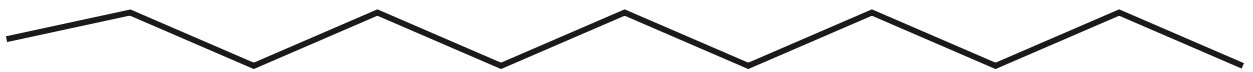
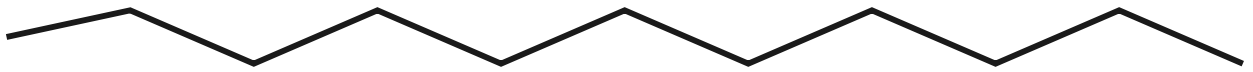
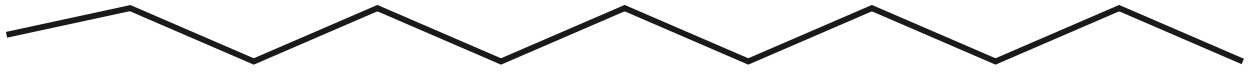
Always child-safety scissors, always supervised. Stop before they tire.

Scissor strips: straight

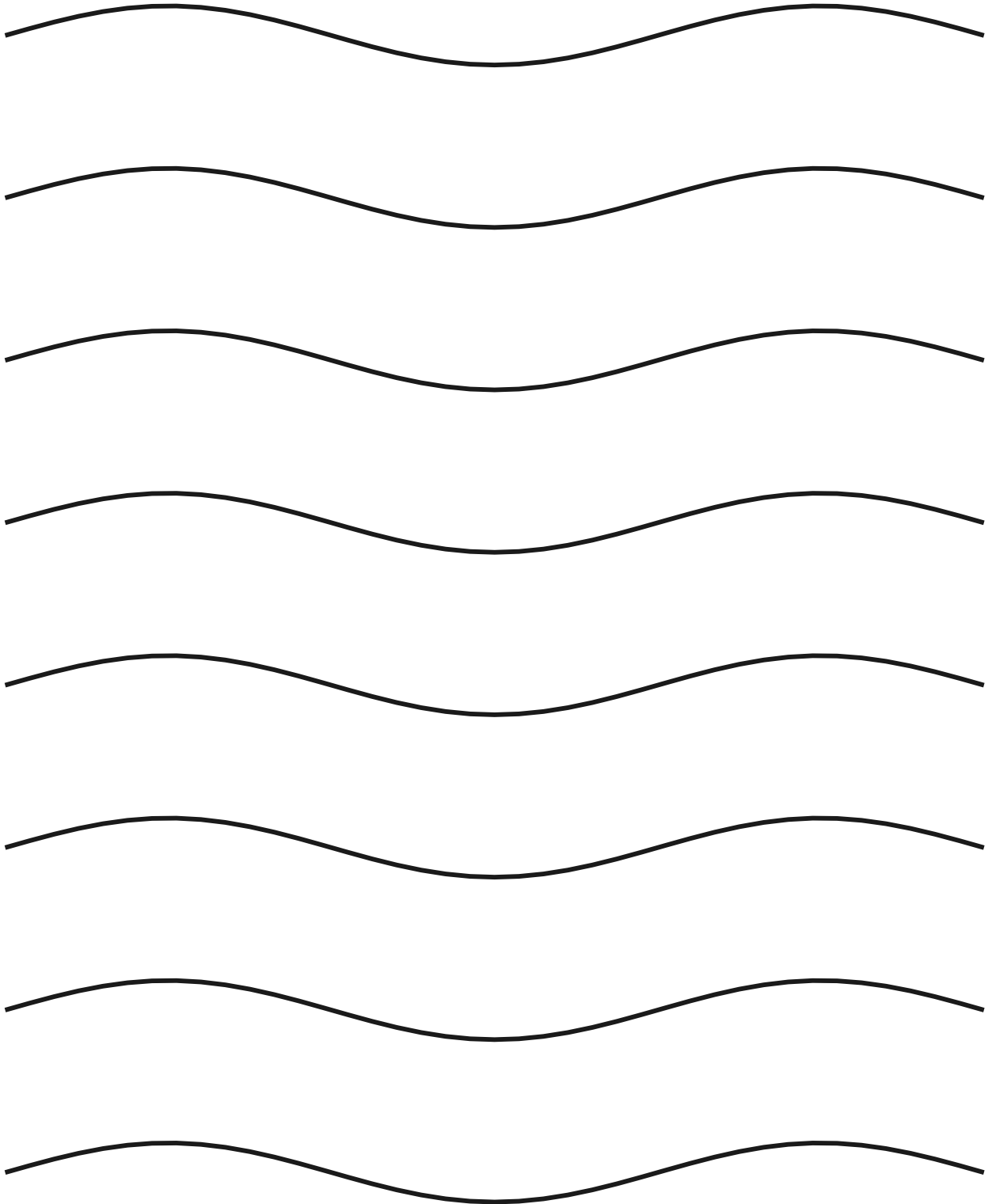
One snip per mark, then cut along the line.



Scissor strips: zigzag



Scissor strips: curves



Trace uppercase letters

Trace each row, then write one yourself.

A B C D

E F G H

I J K L

M N O P

Trace & count numbers

Trace the number, then count it out.

1 2 3 4 5

6 7 8 9 10

Letter & shape hunt

Find one of each around the house.

The first letter of your name

A letter O

A letter S

A circle

A triangle

Something with a number on it

Two things that match


A pattern (stripes/dots)

First maze (easy)

sunlightkids.com

Easy maze

START




FINISH

First maze (a bit harder)

sunlightkids.com

Medium maze

START



FINISH

Want more activities like these?

Sunlight Kids has activity books, travel guides, and free printables for every age in the family.

Browse the whole library

Ages 2–5 · 4–7 · 7+ · Adults

[Visit sunlightkids.com](https://www.sunlightkids.com)

<https://www.sunlightkids.com>