

**FREE PRINTABLE**

# **Scissor Skills & Tracing Pack**

A step-by-step cutting ladder, pre-writing tracing, and control mazes.

9 pages · Ages 2-6 · PDF, US Letter

# The scissor-skills ladder

Move to the next step only when the current one is easy.

---

## 1. Open & close

Snip play-dough with no paper to learn the motion (age ~2.5-3).

## 2. Single snips

Cut thin strips in one snip.

## 3. Cut forward

Cut across a wider strip with several snips.

## 4. Cut on a line

Follow a thick straight line.

## 5. Curves & zigzags

Turn the paper, not your body.

## 6. Cut out shapes

Cut around simple shapes.

## Safety

Always use child-safety scissors and supervise. Cue 'thumbs up' on both hands. Stop before they tire.

## Step 2: single snips


One snip per mark.

---





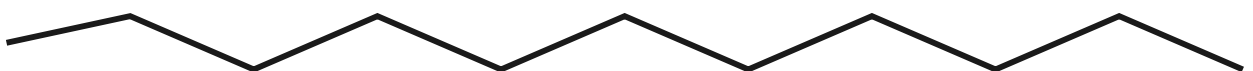
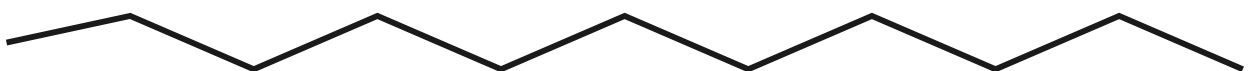
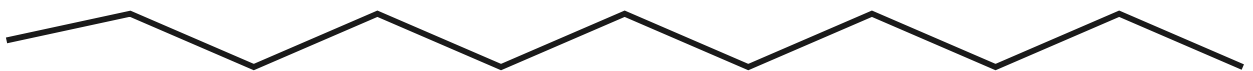
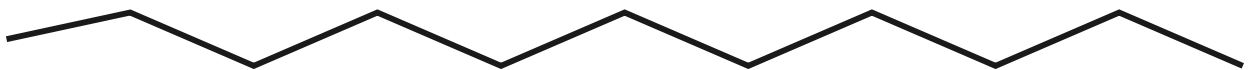
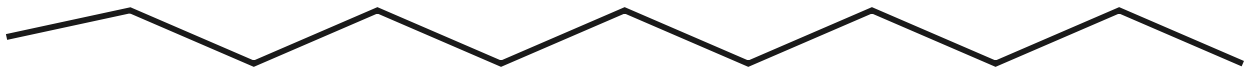
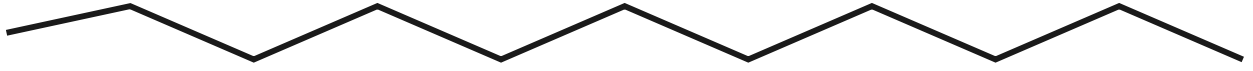
## Step 4: cut on the line (straight)

---



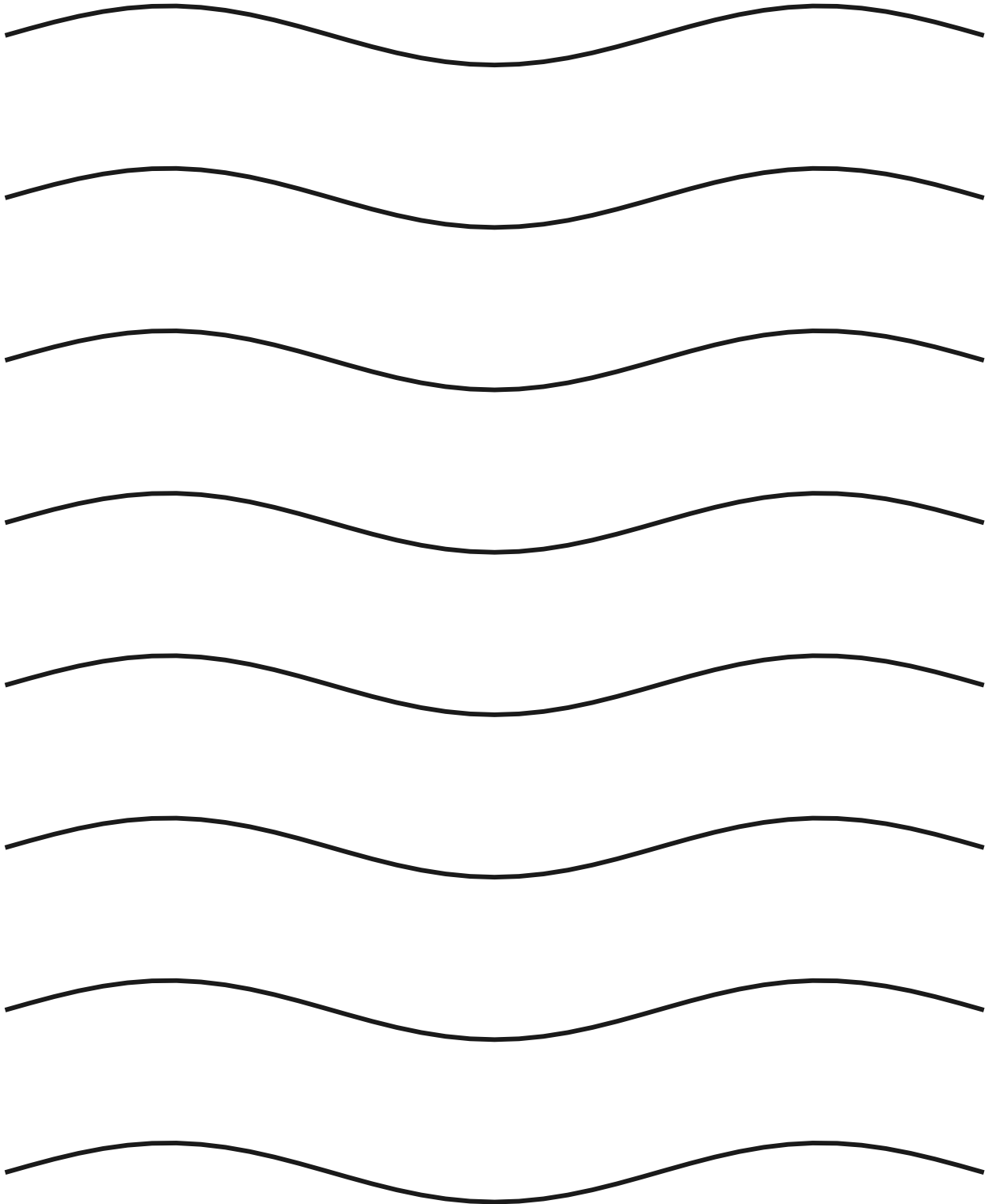
## Step 5: cut on the line (zigzag)

---



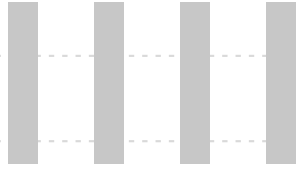
## Step 5: cut on the line (curves)

---



# Pre-writing: trace the lines

Trace each row left to right.



# Pre-writing: trace shapes & letters

---

O O O

+ + +

A B C


# Pencil-control maze (easy)

sunlightkids.com

Easy maze

---

START




FINISH

# Pencil-control maze (easy)

sunlightkids.com

Easy maze — Answer key

START




FINISH

# Pencil-control maze (harder) sunlightkids.com

Medium maze

---

START




FINISH

# Pencil-control maze (harder) sunlightkids.com

Medium maze — Answer key

START



FINISH

# Want more activities like these?

Sunlight Kids has activity books, travel guides, and free printables for every age in the family.

## Browse the whole library

Ages 2–5 · 4–7 · 7+ · Adults

[Visit sunlightkids.com](https://www.sunlightkids.com)

<https://www.sunlightkids.com>